

DIWRNOD Y
LLYFR
WORLD
BOOK
DAY

CREU MWGWD PENGLOG



Fe fydd angen: Papur, glud, cardbord, siswrn, pensiliau lliw, llinyn




 www.rily.co.uk

 @RilyBooks    @rilypublications

CAM 1

Argraffwch y dudalen gyntaf ar ddarn o bapur A4, neu darluniwch eich mwgwd eich hunan.




CAM 2

Gludwch y papur at ddarn o gardbord. (Bydd darn arall o bapur trwchus yn gweithio hefyd!)

CAM 3

Gyda chymorth oedolyn, defnyddiwch siswrn i dorri allan siâp y penglog yn ofalus. Cofiwch greu tyllau ar gyfer y llygaid hefyd.



CAM 4

Defnyddiwch bensiliau lliw i addurno'ch mwgwd gyda phatrymau a siapiau hardd.

CAM 5

Gwnewch dyllau bach ar ochrau'r mwgwd a chlymwch llyn trwyddynt.



DIWRNOD Y
LLYFR
WORLD
BOOK
DAY

MAKE A SKULL MASK

You will need: Paper, glue, cardboard, scissors, coloured pencils, string




 www.rily.co.uk

 @RilyBooks    @rilypublications

STEP 1

Print the first page on a piece of A4 paper, or draw your own mask.




STEP 2

Glue the paper to a piece of cardboard. (Another piece of thick paper will also work!)



STEP 3

With an adult's help, carefully cut out the mask with a pair of scissors. Remember to cut out some holes for the eyes too.



STEP 4

Use coloured pencils to decorate your mask with lovely patterns and shapes.



STEP 5

Make little holes either side of the mask and loop a piece of string through them.

